Liveaboard Survey Summary-*Draft*

Potential Argument to count Live-Aboards as residents

Sausalito has a well-established and vibrant boating culture that plays an important role in shaping the character of the community. There are eight harbors and Yacht Clubs in the city that are home to hundreds of vessels. The boat-owners and users have created a close-knit community of maritime enthusiasts. Many boaters have even chosen to make their boats their homes. Sausalito zoning code allows for 10% of berths to be used for housing, and calls for half of those to be available to low and moderate income residents. However, low and moderate income live-aboards are currently not counted towards Sausalito's affordable housing quota.

For many of these live-aboards, living on a boat is a life-long dream. They choose to live on board for the sense of community and to be closer to nature. There are also those who chose to live aboard because it is significantly less expensive than living on land. In a recent survey, the median income reported by live-aboards was around $42,500. The median cost of a berth (rent paid to the harbor) for those the city surveyed was $657.50, which is significantly below the market rate for a one-bedroom apartment in Sausalito. Live-aboards also show an overwhelming preference for living on a boat over living on land. When asked whether they would prefer to spend their money on a boat or an apartment, 94% expressed a preference for living on board.

Contrary to what might be expected, live-aboards are generally not transient. Despite having month to month leases and being unsure of their legal status, live-aboards tend to stay on their boats for extended periods of time. The average tenure of live-aboards surveyed was over 10 years, and 73% have been living on their boats for at least the last 5 years. This data suggests that the majority of live-aboards consider themselves permanent residents of their boats.

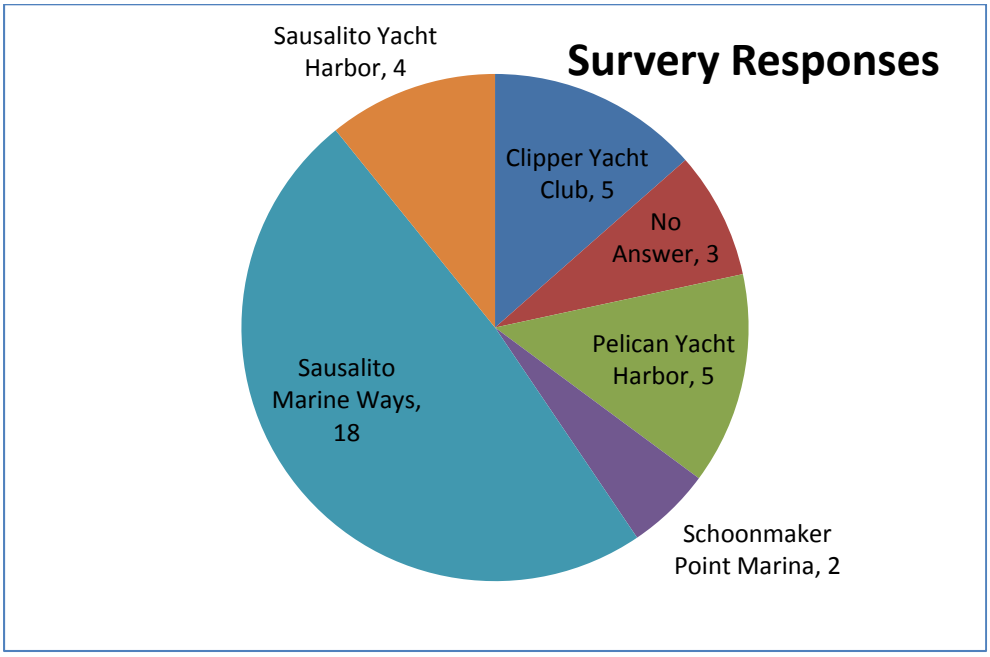

Estimated Income (low)	Valid Percent	Cumulative Percent
$12,000.00	5.9	5.9
$18,500.00	2.9	8.8
$20,000.00	17.6	26.5
$25,000.00	2.9	29.4
$30,000.00	2.9	32.4
$32,000.00	2.9	35.3
$35,000.00	5.9	41.2
$35,496.00	2.9	44.1
$38,000.00	2.9	47.1
$40,000.00	2.9	50
$45,000.00	2.9	52.9
$50,000.00	11.8	64.7
$55,000.00	2.9	67.6
$70,000.00	2.9	70.6
$80,000.00	2.9	73.5
$100,000.00	2.9	76.5
$110,000.00	5.9	82.4
$150,000.00	5.9	88.2
$160,000.00	2.9	91.2
$200,000.00	2.9	94.1
$1,000,000.00	5.9	100

Mean Income	$113,617.53
Median Income	$42,500.00

Cost of Berth	Percent	Cumulative Percent
$438	2.8	2.8
$442	2.8	5.6
$450	2.8	8.3
$500	8.3	16.7
$550	8.3	25
$560	2.8	27.8
$570	2.8	30.6
$600	2.8	33.3
$611	2.8	36.1
$650	11.1	47.2
$655	2.8	50
$660	2.8	52.8
$735	2.8	55.6
$750	5.6	61.1

$767	2.8	63.9
$800	8.3	72.2
$802	2.8	75
$1,000	11.1	86.1
$1,100	5.6	91.7
$1,250	2.8	94.4
$1,300	2.8	97.2
$1,650	2.8	100

Mean Cost of Berth	$759.45
Median Cost of Berth	$657.50

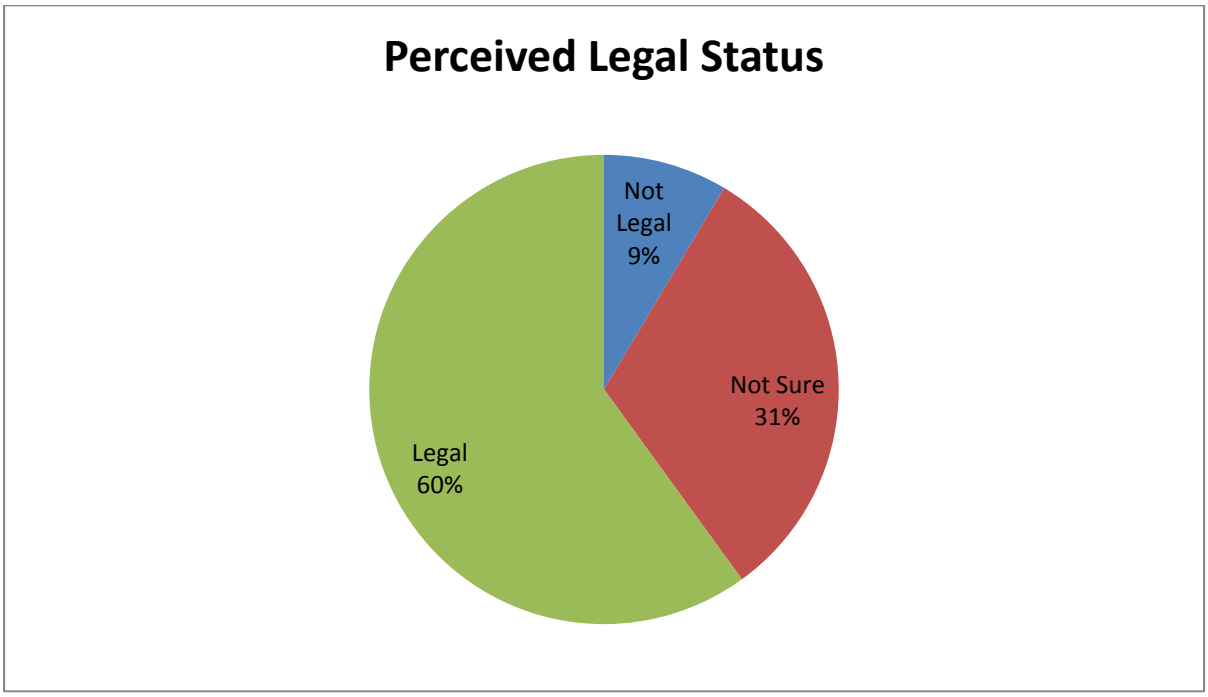

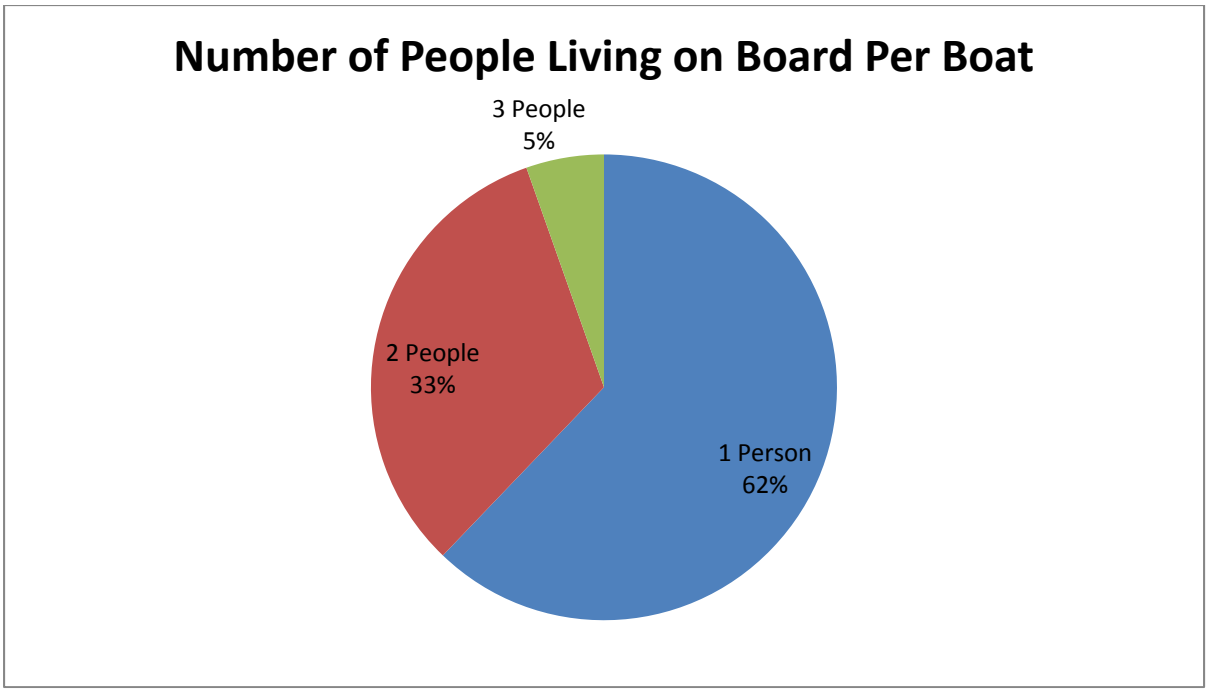
Number of People Living on Board Per Boat
3 People
5%
2 People
33%
1 Person
62%

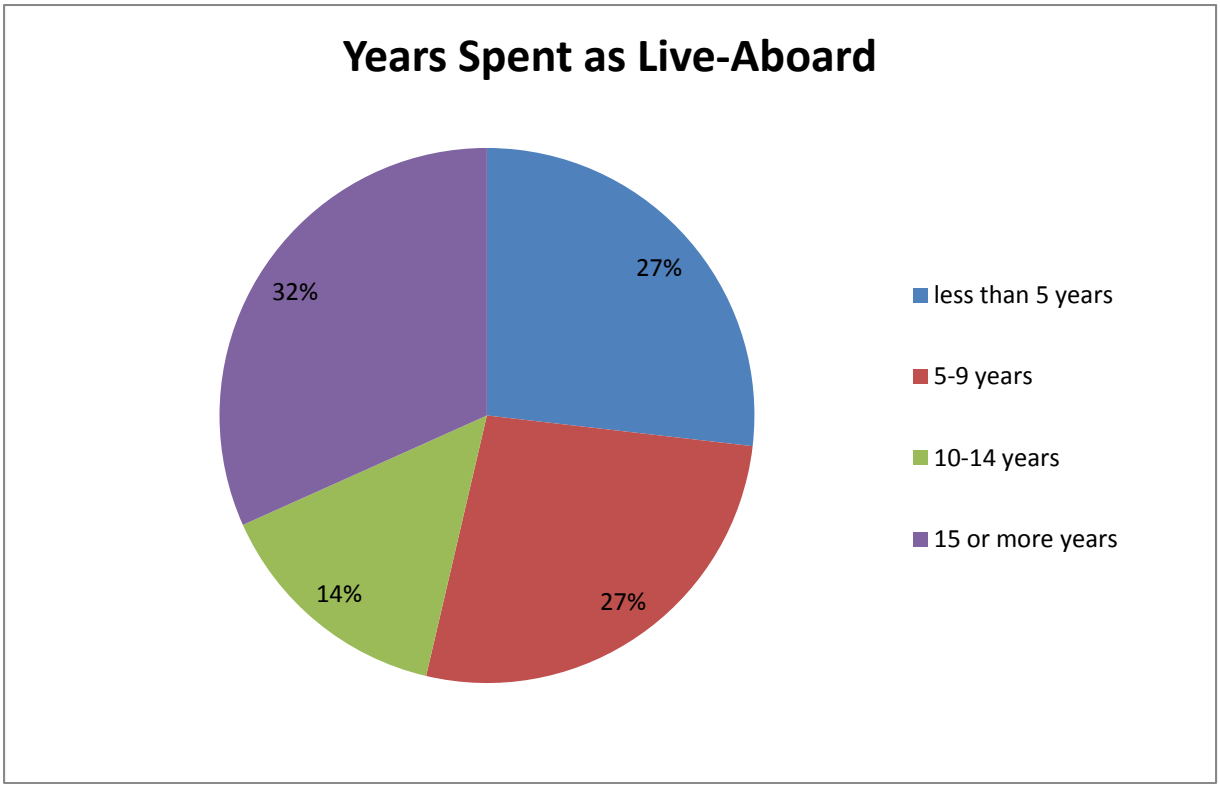
Years Spent as Live-Aboard
27%
27%
14%
32%
less than 5 years
5-9 years
10-14 years
15 or more years

Years Spent as Live-Aboard	Valid Percent	Cumulative Percent
0.25	2.7	2.7
0.5	2.7	5.4
1	2.7	8.1
2	8.1	16.2
2.5	2.7	18.9
3	2.7	21.6
3.5	2.7	24.3
4	2.7	27
5	8.1	35.1
6	5.4	40.5
8	5.4	45.9
9	10.8	56.8
10	2.7	59.5
12	5.4	64.9
14	5.4	70.3
15	2.7	73
16	5.4	78.4
17	2.7	81.1
21	5.4	86.5
23	5.4	91.9
25	2.7	94.6
29	2.7	97.3
39	2.7	100

Years Spent as Live-Aboard	
Mean	10.9932
Median	9

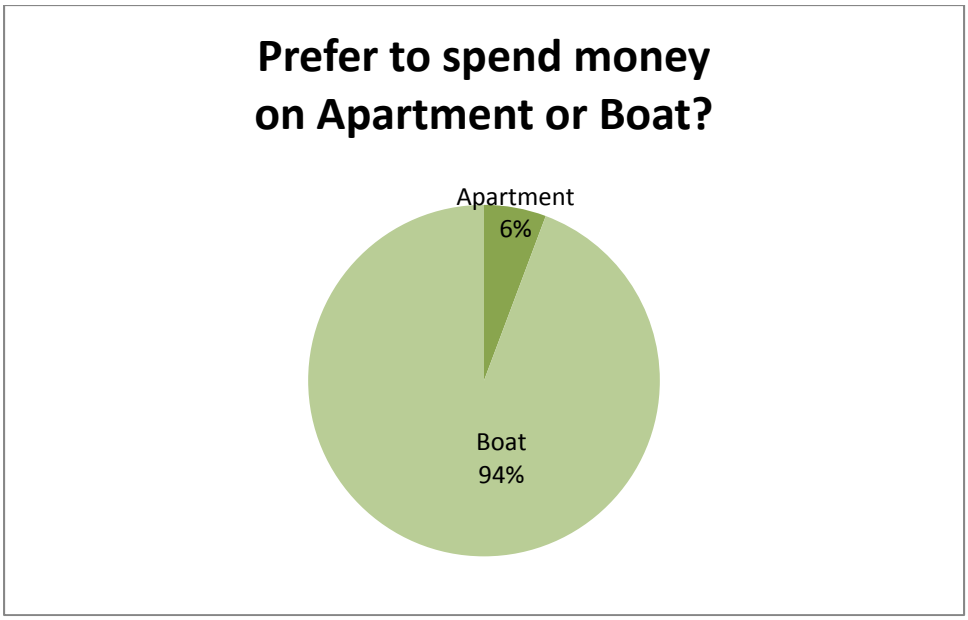

List of Amenities Desired
Laundry facilities
Recreation areas
Enclosed refuse area (for garbage and recycling)
More parking
Finish Construction (Sausalito Marine Ways)
Bike Racks
More restrooms